











TECHNICAL INFORMATION		PAGES FOR REFER
		6 ~ 34
1.	CHARACTERISTICS	6
2.	DESIGN FEATURES	6 ~ 9
3.	TOLERANCE	9 ~ 12
4.	BASIC LOAD RATING AND LIFE	12 ~ 17
5.	LOADS	17 ~ 21
6.	BEARING INTERNAL CLEARANCE	21 ~ 23
7.	LUBRICATION	24 ~ 26
8.	SHAFT DESIGNS	26 ~ 28
9.	HANDLING OF THE BEARINGS UNIT	29 ~ 34

DIMENSION TABLE		PAGES FOR REFER
		36 ~ 51
	PILLOW BLOCKS CAST HOUSINGS (SET SCREW TYPE)	36 ~ 37
	UCP 200	
	FLANGED UNITS CAST HOUSINGS (SET SCREW TYPE)	38 ~ 39
	UCF 200	
	FLANGED UNITS CAST HOUSINGS (SET SCREW TYPE)	40 ~ 41
	UCFL 200	
	FLANGED CARTRIDGE UNITS CAST HOUSINGS (SET SCREW TYPE)	42 ~ 43
	UCFC 200	
	TAKE-UP UNITS CAST HOUSINGS (SET SCREW TYPE)	44 ~ 45
	UCT 200	
	PILLOW BLOCKS CAST HOUSINGS (SET SCREW TYPE)	46 ~ 47
	UCUP 200	
	BALL BEARINGS (SET SCREW TYPE)	48
	UC 200	
	BALL BEARINGS (ECCENTRIC LOCKING COLLAR TYPE)	49
	AEL 200	
	BALL BEARINGS (SET SCREW TYPE)	50
	AS 200	
	BALL BEARINGS (ADAPTER TYPE)	51
	UK 200	